Reset form

CHECK LIST - INTERMEDIATE SHELVES

Company: Order no.

INTERMEDIATE SHELVES INFORMATION

Ref.No: Colour no.: **A** width: mm **B** depth: mm

☐ Niche installation, please specify fixed dimensions: mm ☐ No niche installation
Note: Niche - 6mm = fixed dimension intermediate shelf

☐ cut-out ☐ 1 basin ☐ 2 basins ☐ No basin cut-out
Intended use:

☐ Towel holder, type no.:
Subsequent mounting on console plates not possible.
Not suitable for glass countertops and countertops with LED lighting.

WASHBASIN INFORMATION

Producer / series: Ref. no.: ☐ Basin data sheet as an appendix

☐ basin with tap hole ☐ basin without tap hole

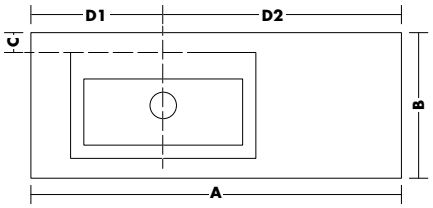

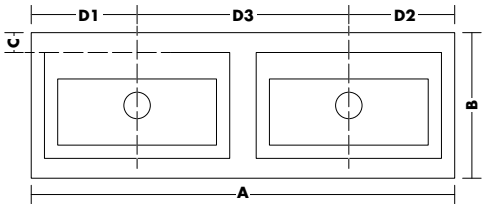

D1 Distance from left edge to centre of washbasin drain: mm **D3** Centre distance for basin: mm

D2 Distance from right edge to centre of washbasin drain: mm

POSITION OF BASIN FROM WALL:

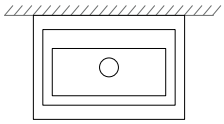

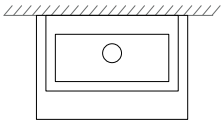

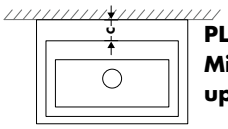

PLEASE NOTE:
Minimum distance of 110 mm to wall for upright mixers at rear of basin

☐ centred ☐ flush with wall ☐ **C** Distance from rear edge of basin to wall mm

MIXER INFORMATION

☐ Countertop with tap hole ☐ Wall-mounted mixer

Producer / series: Ref. no.: ☐ Mixer data sheet as an appendix

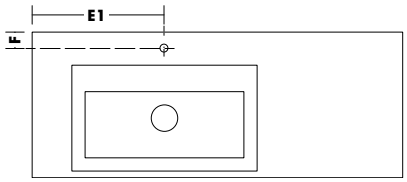

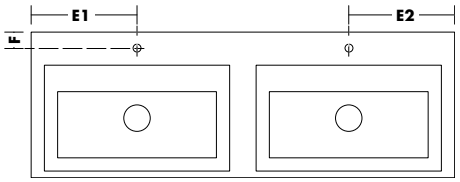

E1 Distance of mixer to edge on left: mm

E2 Distance of mixer to edge on right: mm

F Distance from edge to mixer depth: mm
Please observe minimum distance of 60 mm to the wall!

MIXER INFORMATION FOR ROUND BASINS

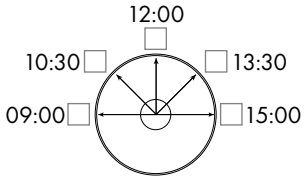

Mark the mixer position or specify by time.
Time:

All dimensions in mm